

Dare NOT to Compare!

A kidmin lesson for use with picture book *Different Like Me*

Big Idea: Comparing with others leads to pride and/or discouragement. Instead, rejoice in how God made you and use your gifts to tell others about Him!

Lesson Materials: Multiple Flower Seed Packets and photos showing different "unique" animals

Show: Show the seed packets and animal photos.

Ask: Can you imagine if there was only one type of flower in the world? What about animals…Can you imagine if there were only dogs or even only one type of dog? God our Creator is very creative! He designed the details of our world for us to enjoy, and to appreciate.

Set Purpose For Reading: As we read this book, I want you to notice how the children are different…but I also want you to listen or some ways that the children are the same.

Read: *Different Like Me* by Xochitl E. Dixon

Discuss: When you saw the illustrations of the book, what did you notice about each child? ***(they had different appearances***) Were you able to hear any ways that the children were the same? **(all had feelings, had kindness to share, all good at something)**

Going Deeper: What does it mean to compare yourself with others? **(look at someone else and see how we are different from the other person)** It is good to notice and appreciate how we are different from one another, but sometimes comparing can lead us down a slippery slope. Have you ever noticed that sometimes, when we compare, we can either feel puffed up with pride and think "I'm better than him/her." Or, it can be the opposite: we don't feel good about who we are. We wish that we were made a different way. Neither one of those things is the way God wants us to think. Let's see what the Bible has to say!

©Mindy Baker, 2020

Look in the Bible...

How can you present this material in an engaging way? Think of the ages of your group and the environment of your class. Which option works best?

- ❑ Use in the worksheet (copy one per child from the following page) in small groups, each child reading the verses from his/her own Bible.
- ❑ Project the verses on the screen as you talk about the content in an age-appropriate way.
- ❑ Have children act out an impromptu skit so they see what it means to compare and feel badly or compare and feel proud.

Sometimes we compare ourselves with others and feel BADLY about ourselves:

Read: Psalm 139:13-14

1. Is there any person that God did not design? **(No)**
2. What word does the verse use to describe how each person was made? **(Wonderfully)**

Sometimes we compare ourselves with others and feel puffed up with pride:

Read: 2 Corinthians 10:17

3. What is the only reason we should boast? **(in the Lord)**

Read: Philippians 3:4-8

4. What are some reasons that Paul had to be confident? **(heritage, followed the law)**
5. Instead, what does he say is greater? **(knowing Jesus as his Lord.)**

(For a longer lesson, include. For a shorter lesson, omit.)

Instead, we should be celebrating! We should be sharing who we are and what we are good at with others. God made each of us the way we are to serve him and do a special job for Him.

Read 1 Corinthians 12: 12-27

6. How does God describe believers? **(Like a body)**
7. How do they work together? **(Each person does a special role)**

Summarize: Think back to those packages of seed for a flower garden. The garden needs MANY types of flowers, not just one. God has many types of jobs So when you notice the differences of other children, CELEBRATE! God created each child and wants to use EVERYONE to do special jobs for Him. We need each other.

©Mindy Baker, 2020

(Worksheet for small group use)

Look in the Bible...

Name_____

Find the verses listed in your Bible and answer the questions.

Sometimes we compare ourselves with others and feel BADLY about ourselves. What does the Bible have to say about this?

Read: Psalm 139:13-14

1. Is there any person that God did not design? _____

2. What word does the verse use to describe how each person was made?_____

Sometimes we compare ourselves with others and feel puffed up with pride. What does the Bible have to say about this?

Read: 2 Corinthians 10: 17

3. What is the only reason we should boast? _____

Read: Philippians 3:4-8

4. What are some reasons that Paul had to be confident? _____

_____

5. Instead, what does he say is greater? _____

Instead, we should be celebrating! We should be sharing who we are and what we are good at with others. God made each of us the way we are to serve him and do a special job for Him.

Draw a picture of yourself in the space below:

6. What is one way that you think God has made you special? How can you serve him with your unique qualities?

_____

Think back to the packages of seeds for a flower garden. The garden needs MANY types of flowers, not just one. God has many types of jobs! So when you notice the differences of other children, CELEBRATE! God created each child and wants to use EVERYONE to do special jobs for Him. We need each other!

©Mindy Baker, 2020

Follow Up Activities...



Think of the ages of your group, time parameters, and the environment of your class. Choose the option or options that work best for you.

1. *Play "What Do We Have in Common?"* Choose a category. Have the group talk and find out one thing they have in common for each category.
    - Foods they like/don't like
    - Places they have been in the community
    - Pets and animals etc.
    - Books they have read
    - Games they have played
    - Favorite movie/Cartoon

2. *Puzzle activity* Bring in a simple puzzle and put it together as a group…each member putting in several pieces. Or, copy a picture of the cover of the book, paste it only poster board, and cut into a paper puzzle.

3. *Draw a Garden* Have each child draw a garden with as many different flowers as they can think of.

4. *Make a mural* Have each child draw an animal or a flower on a large piece of paper.

5. *Make a Blooming Garden mural*: Each child draws a simple self portrait face. Paste them into a mural (The faces can be made into the centers of flowers)

6. *Self Portrait Craft* Choose an idea from this Pinterest Board Self Portrait Craft Ideas

Lesson written by Mindy Baker
@mindybakerbooks
www.mindybakerbooks.com
©Mindy Baker, 2020



Dare NOT to Compare!

A kidmin lesson for use with picture book *Different Like Me*

Big Idea: Comparing with others leads to pride and/or discouragement. Instead, rejoice in how God made you and use your gifts to tell others about Him!

Lesson Materials: Multiple Flower Seed Packets and photos showing different "unique" animals

Show: Show the seed packets and animal photos.

Ask: Can you imagine if there was only one type of flower in the world? What about animals…Can you imagine if there were only dogs or even only one type of dog? God our Creator is very creative! He designed the details of our world for us to enjoy, and to appreciate.

Set Purpose For Reading: As we read this book, I want you to notice how the children are different…but I also want you to listen or some ways that the children are the same.

Read: *Different Like Me* by Xochitl E. Dixon

Discuss: When you saw the illustrations of the book, what did you notice about each child? ***(they had different appearances***) Were you able to hear any ways that the children were the same? **(feelings, had kindness to share, all good at something)**

Going Deeper: What does it mean to compare yourself with others? **(look at someone else and see how we are different from the other person)** It is good to notice and appreciate how we are different from one another, but sometimes comparing can lead us down a slippery slope. Have you ever noticed that sometimes, when we compare, we can either feel puffed up with pride and think "I'm better than him/her." Or, it can be the opposite: we don't feel good about who we are. We wish that we were made a different way. Neither one of those things are the way God wants us to think. Let's see what the Bible has to say!

©Mindy Baker, 2020

Look in the Bible...

How can you present this material in an engaging way? Think of the ages of your group and the environment of your class. Which option works best?

- ❑ Use the worksheet (copy one per child from the following page) in small groups, each child reading the verses from his/her own Bible.
- ❑ Project the verses on the screen as you talk about the content in an age-appropriate way.
- ❑ Have children act out an impromptu skit so they see what it means to compare and feel badly or compare and feel proud.

Sometimes we compare ourselves with others and feel BADLY about ourselves:

Read: Psalm 139:13-14

1. Is there any person that God did not design? **(No)**
2. What word does the verse use to describe how each person was made? **(Wonderfully)**

Sometimes we compare ourselves with others and feel puffed up with pride:

Read: 2 Corinthians 10:17

3. What is the only reason we should boast? **(in the Lord)**

Read: Philippians 3:4-8

4. What are some reasons that Paul had to be confident? **(heritage, followed the law)**
5. Instead, what does he say is greater? **(knowing Jesus as his Lord.)**

(For a longer lesson, include. For a shorter lesson, omit.)

Instead, we should be celebrating! We should be sharing who we are and what we are good at with others. God made each of us the way we are to serve him and do a special job for Him.

Read 1 Corinthians 12: 12-27

6. How does God describe believers? **(Like a body)**
7. How do they work together? **(Each person does a special role)**

Summarize: Think back to those packages of seed for a flower garden. It needs MANY types of flowers, not just one. God has many types of jobs So when you notice the differences of other children, CELEBRATE! God created each child and wants to use EVERYONE to do special jobs for Him. We need each other.

©Mindy Baker, 2020

Look in the Bible...

Name_____

Find the verses listed in your Bible and answer the questions.

Sometimes we compare ourselves with others and feel BADLY about ourselves. What does the Bible have to say about this?

Read: Psalm 139:13-14

1. Is there any person that God did not design? _____

2. What word does the verse use to describe how each person was made?_____

Sometimes we compare ourselves with others and feel puffed up with pride. What does the Bible have to say about this?

Read: 2 Corinthians 10: 17

3. What is the only reason we should boast? _____

Read: Philippians 3:4-8

4. What are some reasons that Paul had to be confident? _____

_____

5. Instead, what does he say is greater? _____

Instead, we should be celebrating! We should be sharing who we are and what we are good at with others. God made each of us the way we are to serve him and do a special job for Him.

Draw a picture of yourself in the space below:

6. What is one way that you think God has made you special? How can you serve him with your unique qualities?

_____

Think back to the packages of seeds for a flower garden. The garden needs MANY types of flowers, not just one. God has many types of jobs! So when you notice the differences of other children, CELEBRATE! God created each child and wants to use EVERYONE to do special jobs for Him. We need each other!

©Mindy Baker, 2020

Follow Up Activities...



Think of the ages of your group, time parameters, and the environment of your class. Choose the option or options that work best for you.

1. *Play "What Do We Have in Common?"* Choose a category. Have the group talk and find out one thing they have in common for each category.
    - Foods they like/don't like
    - Places they have been in the community
    - Pets and animals etc.
    - Books they have read
    - Games they have played
    - Favorite movie/Cartoon

2. *Puzzle activity* Bring in a simple puzzle and put it together as a group…each member putting in several pieces. Or, copy a picture of the cover of the book, paste it only poster board, and cut into a paper puzzle to put together.

3. *Draw a Garden* Have each child draw a garden with as many different flowers as they can think of.

4. *Make a mural* Have each child draw an animal or a flower on a large piece of paper.

5. *Make a Blooming Garden mural*: Each child draws a simple self portrait face. Paste them into a mural (The faces can be made into the centers of flowers)

6. *Self Portrait Craft* Choose an idea from this Pinterest Board Self Portrait Craft Ideas

Lesson written by Mindy Baker
@mindybakerbooks
www.mindybakerbooks.com
©Mindy Baker, 2020

Quick Skits

Mia: Good game, Latasha. Maybe you'll beat me tomorrow, but I doubt it!

Latasha: Your serve was on fire today! Good job!

Mia: (Walks away and talks to audience.) I just beat Latasha in tennis. She's so lame at that sport. I'm so much better than her! I feel like the queen of the school!

Mia: What grade did you get on your test?

Latasha: B+. How about you?

Mia: I'm not telling! (Walks away and talks to audience.) I only got a C-. It was so hard! Latasha makes it look so easy. I even studied! I'm such a loser!

Philippians 3:4-8

"If someone else thinks they have reasons to put confidence in the flesh, I have more: [5] circumcised on the eighth day, of the people of Israel, of the tribe of Benjamin, a Hebrew of Hebrews; in regard to the law, a Pharisee; [6] as for zeal, persecuting the church; as for righteousness based on the law, faultless.

[7] But whatever were gains to me I now consider loss for the sake of Christ. [8] What is more, I consider everything a loss because of the surpassing worth of knowing Christ Jesus my Lord, for whose sake I have lost all things. I consider them garbage, that I may gain Christ."

2 Corinthians 10:17

17 But, “Let the one who boasts boast in the Lord.”

Psalm 139:13-14

13 For you created my inmost being;
you knit me together in my mother's womb.

14 I praise you because I am fearfully and
wonderfully made;
your works are wonderful,
I know that full well.